




podkładki dystansowe SS - DIN 988

Ø			>■<			Ø			>■<			Ø			>■<		
d	D		s	△	 (kg/1000)	d	D		s	△	 (kg/1000)	d	D		s	△	 (kg/1000)
3	6		1.0		0.165	22	32	2.0		6.66	56	72	3.0		38.0		
4	8		1.0		0.296	25	35	2.0		7.40	60	75	3.0		37.5		
5	10		1.0		0.462	25	36	2.0		8.28	63	80	3.0		45.0		
6	12		1.2		0.800	26	37	2.0		8.54	65	85	3.5		63.0		
7	13		1.2		0.885	28	40	2.0		10.06	70	90	3.5		69.0		
8	14		1.2		0.980	30	42	2.5	-0.05	13.40	75	95	3.5	-0.06	73.2		
9	15		1.2		1.070	32	45	2.5		15.50	80	100	3.5		77.8		
10	16		1.2		1.150	35	45	2.5		12.30	85	105	3.5		82.0		
11	17		1.2		1.233	36	45	2.5		11.30	90	110	3.5		86.5		
12	18		1.2		1.330	37	47	2.5		12.90	95	115	3.5		90.7		
13	19		1.5	-0.05	1.780	40	50	2.5	13.90	100	120	3.5	95.2				
14	20		1.5		1.890	42	52	2.5	14.50	100	125	3.5	122.0				
15	21		1.5		2.000	45	55	3.0	18.60	105	130	3.5	127.0				
15	22		1.5		2.050	45	56	3.0	20.40	110	140	3.5	162.0				
16	22		1.5		2.100	48	60	3.0	23.70	120	150	3.5	175.0				
17	24		1.5		2.650	50	62	3.0	-0.06	24.90	130	160	3.5	-0.08	188.0		
18	25		1.5	2.780	50	63	3.0	27.30		140	170	3.5	201.0				
19	26		1.5	2.910	52	65	3.0	28.20		150	180	3.5	214.0				
20	28		2.0	4.720	55	68	3.0	29.30		160	190	3.5	227.0				
22	30		2.0	5.140	56	70	3.0	32.70		170	200	3.5	240.0				

